



Satkar finlease limited

829, Laxmideep Building, 8th Floor,
District Centre, Next to V3S Mall
Laxmi Nagar, Delhi-110092
Ph.: 011-32937170
E-mail : satkarfinlease@yahoo.com
Web.: www.satkarkinlease.com

To,

Bombay Stock Exchange Limited
Corporate Service Department
Phiroze Jeejeebhoy Towers,
Dalal Street,
Mumbai – 400 001

**SUBJECT : REVISED SHAREHOLDING PATTERN FOR THE HALF YEAR ENDED ON
31ST MARCH, 2014**

SCRIP CODE: 536592/SKL

Dear Sir,

This is with reference to your mail dated 14th March, 2014 regarding the discrepancies in the shareholding pattern of the company for the half year ended on 31st March, 2014 as No. of Demat Shares exceed No of Shares - Individual / HUF - Promoter Indian

Due to some clerical mistake we have inserted the detail of Promoter Indian – Bodies Corporate under the category of Promoter Indian - Individuals/ Hindu Undivided Family in the shareholding pattern as a result of which the No. of Demat Shares exceed No of Shares - Individual / HUF - Promoter Indian

Please find enclosed Revised Share Holding Pattern of the company for the half year ended on 31st March, 2014.

For Satkar Finlease Limited



Authorized Signatory

U65910DL1996P[C075394]




Satkar Finlease Limited


829, Laxmideep Building, 8th Floor,
 District Centre, Next to V3S Mall
 Laxmi Nagar, Delhi-110092
 Ph.: 011-32937170
 E-mail : satkarfinlease@yahoo.com
 Web : www.satkarfinlease.com

Introductory sub-table (I)(a)

Name of the Company: SATKAR FINLEASE LIMITED			
Scrip Code, Name of the scrip, class of security: EQUITY SHARES			
Quarter ended: 31ST MARCH, 2014			
Partly paid-up shares:-	No. of partly paid-up shares	As a % of total no. of partly paid-up shares	As a % of total no. of shares of the company
Held by promoter/promoter group	NIL	NIL	NIL
Held by public	NIL	NIL	NIL
Total	NIL	NIL	NIL
Outstanding convertible securities: No. of outstanding securities			
		As a % of total no. of outstanding convertible securities	As a % of total no. of shares of the company, assuming full conversion of the convertible securities
Held by promoter/promoter group	NIL	NIL	NIL
Held by public	NIL	NIL	NIL
Total	NIL	NIL	NIL
Warrants:-			
		As a % of total no. of warrants	As a % of total no. of shares of the company, assuming full conversion of warrants
Held by promoter/promoter group	NIL	NIL	NIL
Held by public	NIL	NIL	NIL
Total	NIL	NIL	NIL
Total paid-up capital of the company, assuming full conversion of warrants and convertible securities			
			19044000




(a)	Bodies Corporate	32	5793500	3389500	30.42	30.42	0	0.00
(b)	Individuals							
	Individuals - i. Individual shareholders holding nominal share capital up to Rs 1 lakh	417	3056000	2859000	16.05	16.05	0	0.00
I	ii. Individual shareholders holding nominal share capital in excess of Rs. 1 lakh.	137	5904500	5478500	31.00	31.00	0	0.00
(c)	Qualified Foreign Investor	0	0	0	0.00	0.00	0	0.00
(d)	Any Other I. HUJF	0	0	0	0.00	0.00	0	0
	Sub-Total (B)(2)	586	14754000	11727000	77.47	77.47	0	0.00
(B)	Total Public Shareholding (B)- (B)(1)+(B)(2)	586	14754000	11727000	77.47	77.47	0	0.00
	TOTAL (A)+(B)	589	19044000	16017000	100.00	100.00	0	0.00
(C)	Shares held by Custodians and against which Depository Receipts have been issued							
1	Promoter and Promoter Group	0	0	0	0	0	0	0
2	Public	0	0	0	0	0	0	0
	Sub-Total (C)	0	0	0	0	0	0	0
	GRAND TOTAL (A)+(B)+(C)	589	19044000	16017000	100.00	100.00	0	0.00



010) Statement showing balance of securities (including shares, warrants, convertible securities) of various Indian companies to the company "Promoter and Investor Group"


Sr. No.	Name of the shareholder	Details of Shares held		Encumbered shares (*)		Details of warrants		Details of convertible securities		Total shares (including underlying shares assuming full conversion of warrants and convertible securities) as a % of diluted share capital
		Number of shares held	As a % of grand total (A) x (B) / (C)	No.	As a percentage	As a % of grand total (A) x (B) / (C)	Number of warrants held	As a % total number of warrants of the same class	Number of convertible securities held	
1	Alankar Kumar Gupta	20000	0.11	0	0.00	0	0.00	0	0.00	0.11
2	Sahil Thewari	305000	16.02	0	0	0	0	0	0	16.02
3	CP Property Developers Private Limited	120000	6.41	0	0	0	0	0	0	6.41
	TOTAL	425000	22.53	0	0.00	0	0.00	0	0	22.53

(*) The term "encumbered" has the same meaning as assigned to it in regulation 28(2) of the SEBI Regulations, 2011




(1)(c)(i) Statement showing holding of securities (including shares, warrants, convertible securities) of various companies to the category "Public" and holding more than 1% of the total number of shares - 31.03.2014

Sr. No.	Name of the shareholder	Number of shares held	Shares as a percentage of total number of shares (i.e., Grand Total (A)+(B)+(C) indicated in Statement at para (1)(a) above)	Details of warrants		Details of convertible securities		Total shares (including underlying shares assuming full conversion of warrants and convertible securities) as a % of diluted share capital
				Number of warrants held	As a % of total number of warrants of the same class	Number of convertible securities held	% w.r.t total number of convertible securities of the same class	
1	RAHUL	3050000	16.02	0	0	0	0	16.02
2	JAGRA A SHAH	200000	1.05	0	0	0	0	1.05
3	ASHVIN VERMA	2320000	1.22	0	0	0	0	1.22
4	AAVIA BUILDTECH PRIVATE LIMITED	4320000	2.27	0	0	0	0	2.27
5	RAJ KUMAR GUPTA	200000	1.05	0	0	0	0	1.05
6	ACCURATE BUILDWELL PRIVATE LIMITED	2440000	1.28	0	0	0	0	1.28
7	MAHADUSHI INTERNATIONAL TRADE LI	3950000	1.76	0	0	0	0	1.76
8	VKJ INFRADEVELOPERS LIMITED	3500000	1.84	0	0	0	0	1.84
9	GRACIOUS SOFTWARE PVT.LTD.	200000	1.05	0	0	0	0	1.05
10	CENTURY BUILDWART PRIVATE	4920000	2.58	0	0	0	0	2.58
11	OP PROPERTY DEVELOPERS PVT. LTD	1220000	6.41	0	0	0	0	6.41
12	HFC BIOSCIENCES LIMITED	200000	1.05	0	0	0	0	1.05
13	EDYNAMICS SOLUTIONS LIMITED	350000	1.84	0	0	0	0	1.84
14	JANSONS APPARELS PRIVATE LIMITED	2000000	1.05	0	0	0	0	1.05
15	GOLDLINE INTERNATIONAL FRVVEST LI	5000000	2.63	0	0	0	0	2.63
16	SURYA MARKETING LIMITED	500000	2.63	0	0	0	0	2.63
17	ANGELS ENTERPRISES LIMITED	500000	2.63	0	0	0	0	2.63
18	CHANNEL NINE ENTERTAINMENT LIMIT	2000000	1.05	0	0	0	0	1.05
	TOTAL	94850000	49.39	0	0	0	0	49.39



(D)(c)(ii) Statement showing holding of securities (including shares, warrants, convertible securities) of persons (together with PAC) belonging to the category "Public" and holding more than 5% of the total number of shares of the company - 31.03.2014


Sr. No.	Name(s) of the shareholder(s) and the Persons Acting in Concert (PAC) with them	Number of shares	Shares as a percentage of total number of shares (i.e., Grand Total (A)+(B)+(C) indicated in Statement at para (D)(a) above)	Details of warrants		Details of convertible securities		Total shares (including underlying shares assuming full conversion of warrants and convertible securities) as a % of diluted share capital
				Number of warrants	As a % total number of warrants of the same class	Number of convertible securities held	% w.r.t total number of convertible securities of the same class	
I	NIL	0	0.00	0	0	0	0	0.00
TOTAL		0	0.00	0	0	0	0	0.00




(IX(d)) Statement showing details of locked-in shares

Sr. No.	Name of the shareholder	Number of locked-in shares	Locked-in shares as a percentage of total number of shares (i.e., Grand Total (A)-(B)+(C) indicated in Statement at para (IX(a)) above)
1	MAHADUSHI INTERNATIONAL TRADE LIMITED	245500	1.289
2	SANJEEV MITTAL	11000	0.053
3	MAYA MITTAL	10000	0.053
4	ASHU MITTAL	11000	0.058
5	BRJ KISHORE SABHARWAL	100000	0.525
6	SANGEETA RANI	2500	0.013
7	SUDHA RANI	2500	0.013
8	GURLEEN KAUR SETHI	10000	0.053
9	SHARAN PAL SINGH SETHI	10000	0.053
10	ANURAG KUMAR AGARWAL	2500	0.013
11	RAM SARAN MITTAL	12000	0.063
12	VINAY TOMAR	20000	0.105
13	RAJENDRA SINGH TOMAR	20000	0.105
14	SHOBHA ASHOK JAIN	50000	0.263
15	CHANDRA KAILASH	2500	0.013
16	APARNA GUPTA	5000	0.026
17	KRISHNA KUMARI	30000	0.158
18	RAMAN DEEP KAUR SETHI	10000	0.053
19	REKHA AGARWAL	3000	0.016
20	LAXMIKANT KABRA (HUF)	10000	0.053
21	RITA ARORA	10000	0.053
22	ARCHANA JATIA	70000	0.368
23	NITIN AGARWAL	10000	0.053
24	SHARAFAT HUSSAIN	10000	0.053
25	KETAN BHUPENDRAKUMAR SHAH	25000	0.131
26	ARUN KUMAR AGARWAL	12500	0.066
27	SHUBHA JHINDAL	100000	0.525
28	ANIL GUPTA	25000	0.131
29	MANISH BANSAL	10000	0.053
30	PAWAN KUMAR AGARWAL	5000	0.026
31	PREM PRAKASH AGARWAL	4000	0.021
32	ASHOK KUMAR AGRAWAL	3000	0.016
33	JAVED KHAN	20000	0.105
34	ANOOPT KATTA HUF	10000	0.053
35	ASHOK JASRAJ JAIN	150000	0.788
36	JASRAJ BHAGULI JAIN	50000	0.263
37	LAXMIKANT RAMPRASAD KABRA	10000	0.053
38	ANJU SOOD	7000	0.037
39	CHARU KATTA	10000	0.053
40	DEVINDER JEET SINGH SETHI	10000	0.053
41	SAMIR SIKRI	20000	0.105
42	MONIKA SOOD	1500	0.008

Pawan Mittal & Co. Private Limited



43	RUPA GUPTA	7000	0.037
44	RISHAB ASHOK JAIN	50000	0.263
45	OM PARKASH SIKRI	40000	0.21
46	RAHUL	3050000	16.016
47	VEENA SIKRI	20000	0.105
48	SACHIT KHERA	180000	0.945
49	SUNILA SABHARWAL	100000	0.525
50	ADRASH KATTA	10000	0.053
51	SUNAINA KHERA	120000	0.63
52	SUBHAM KATTA	10000	0.053
53	ANIMESH SHARMA	5000	0.026
54	SNEHA ASHOK JAIN	100000	0.525
55	JIGRA A SHAH	200000	1.05
56	BELA MITTAL	7500	0.039
57	RAM KUMAR AHUJA	10000	0.053
58	CHANDRA KISHORE	2000	0.011
59	MANJU MADAN	10000	0.053
60	RAMAKANT GUPTA	20000	0.105
61	VIJAY KUMAR JAIN	2000	0.011
62	NEELAM AGARWAL	10000	0.053
63	FALGUNI KETAN SHAH	25000	0.131
64	VARUN MITTAL	7500	0.039
65	REETA SINGH	10000	0.053
66	MANISH KUMAR GUPTA	20000	0.105
67	LAV KUSH GUPTA	7000	0.037
68	ASHISH AGARWAL	2000	0.011
69	LALITA LAXMIKANT KABRA	10000	0.053
70	NAMAN MITTAL	7500	0.039
71	ATUL KUMAR SAXENA	80000	0.42
72	CHANDNI KETAN SHAH	25000	0.131
73	VIJAY JHINDAL	100000	0.525
74	VKJ INFRADEVELOPERS LIMITED	350000	1.838
75	SACHIN SOOD	2500	0.013
76	AVISHA CREDIT CAPITAL LTD.	100000	0.525
77	EDYNAMICS SOLUTIONS LIMITED	350000	1.838
78	MASTER FINLEASE LTD	100000	0.525
79	JAIN ASHOK JASRAJ	50000	0.263
80	DEEPIKA GARG	100000	0.525
81	VINOD KUMAR GARG	100000	0.525
82	CHANNEL NINE ENTERTAINMENT LIMITED	100000	0.525
83	HPC BIOSCIENCES LIMITED	200000	1.05
84	OP PROPERTY DEVELOPERS PVT. LTD.	1220000	6.406
85	GRACIOUS SOFTWARE PVT.LTD.	200000	1.05
86	VINOD KUMAR AGARWAL	10000	0.053
87	KETAN BHUPENDRAKUMAR SHAH	25000	0.131
88	GOLDLINE INTERNATIONAL FINVEST LTD	100000	0.525
89	SHIV KUMAR JATA	100000	0.525



90	MANOJ KUMAR & SONS	15000	0.079
91	CHANDRA KAILASH AGRAWAL	2500	0.013
92	MADHUKAR DUBEY	2000	0.011
93	AMIT DIXIT	10000	0.053
94	RAJEEV ARORA	8000	0.042
95	RASHMI ARORA	8000	0.042
96	ADESH PANDEY	16000	0.084
97	SHALINI AGARWAL	4000	0.021
98	VIJAY AGARWAL	4000	0.021
99	BHAGWAN DAS AGARWAL	2000	0.011
100	MUNENDRA KUMAR AGARWAL	2000	0.011
101	VIVEK AGARWAL	2000	0.011
102	NITIN BANSAL	2000	0.011
103	AKANSHA SHARMA	5000	0.026
104	AMBRISH CHANDRA SHARMA HUF	5000	0.026
105	ARUSHI INFRABUILD PVT LTD	22000	0.116
106	ABHISHEK SINGLA	100000	0.525
107	MEERA SINGLA	100000	0.525
108	RAJEEV CHAWLA	50000	0.263
109	ANUPAMA CHAWLA	50000	0.263
110	MEGHI CHAWLA	25000	0.131
111	AMSONS APPARELS PRIVATE LIMITED	200000	1.05
112	MEGHI CHAWLA	25000	0.131
113	ARUSHI INFRABUILD PVT LTD	28000	0.147
114	GOLDLINE INTERNATIONAL FINVEST LIMITED	500000	2.625
115	SURYA MARKETING LIMITED	500000	2.625
116	ANGELS ENTERPRISES LIMITED	500000	2.625
117	EKO FRIENDLY FOOD PROCESSING PARK LI	100000	0.525
118	CHANNEL NINE ENTERTAINMENT LIMITED	200000	1.05
119	ESTEEM BIO ORGANIC FOOD PROCESSING LI	100000	0.525
120	HPC BIOSCIENCES LIMITED	100000	0.525
121	MAHADUSHI INTERNATIONAL TRADE LIMITED	154000	0.809
122	UDAM SINGH SETHI	10000	0.053
123	JASWANT KARU SETHI	10000	0.053
124	NADEEP SINGH SETHI	10000	0.053
125	MANIKARAN SINGH SETHI	10000	0.053
126	RADHA KISHAN SETHI	20000	0.105
127	MINA SETHI	20000	0.105
128	POONAM SETHI	10000	0.053
129	PARAS JAIN	20000	0.105
130	POONAM SETHI	10000	0.053
131	INDRA SHARMA	10000	0.053
132	AMBRISH CHANDRA SHARMA	10000	0.053
133	SHARAD AGARWAL HUF	10000	0.053
134	ARCHANA AGRAWAL	10000	0.053
135	DEEPA GUPTA	3000	0.016
136	SANGEETA GUPTA	3000	0.016

137	KARTIKEYA GUPTA HUF	3000	0.016
138	KARTIKEYA GUPTA	3000	0.016
139	SUSHIL KUMAR AGARWAL	8000	0.042
140	DINESH KUMAR GUPTA	4000	0.021
141	DINESH KUMAR GUPTA HUF	4000	0.021
142	GURJEET SINGH	3000	0.016
143	GURJEET SINGH GANDHI HUF	3000	0.016
144	MANJU SINGH	5000	0.028
145	PRADEEP KUMAR GUPTA	2000	0.011
146	RITA GUPTA	2000	0.011
TOTAL		11540000	60.62

Permit Holder

(II)(e) Statement showing details of Depository Receipts (DRs)

Sr. No.	Type of outstanding DR (ADRs, GDRs, SDRs, etc.)	Number of outstanding DRs	Number of shares underlying outstanding DRs	Shares underlying outstanding DRs as a percentage of total number of shares (i.e., Grand Total (A)+(B)+(C) indicated in Statement at para (IXa) above)
1	NIL			0.00
TOTAL		0	0	0.00

Patil H. J.

(II)(b) Statement showing holding of Depository Receipts (DRs), where underlying shares held by "promoter/promoter group" are in excess of 1% of the total number of shares

Sr. No.	Name of the DR Holder	Type of outstanding DR (ADRs, GDRs, SDRs, etc.)	Number of shares underlying outstanding DRs	Shares underlying outstanding DRs as a percentage of total number of shares (i.e., Grand Total (A)-(B)+(C) indicated in Statement at para (II)(a) above)
1	NIL			0.00
TOTAL				0.00

John H. Green